

# Pruning Evergreen Trees



Created by the Grand Junction District

For more information contact us

at 970-248-7325

# Caution




- The following pruning information and instructions are designed for small to medium sized pruning jobs
- If the work is off the ground, if a chainsaw is needed, or for tree removal: the work should be done by a ISA Certified Arborist *with insurance*
  - International Society of Arboriculture,  
[www.isa-arbor.com](http://www.isa-arbor.com)

# Dominant Central Leader



All conifer trees must have a dominant central leader

# Establish a Leader - Conifers



Choose the Straightest and the Strongest as a leader



# Prune Woody Stems



Prune to an existing bud. Do not stub!


# Pruning Evergreen Candles



- New growth without needles is often times called a candle
- Candles can be easily snapped off when they have completed growth but before the needles have emerged
- This is an excellent way to control height growth and make a pine or spruce fuller looking
- By pruning conifers in this manner you avoid the sheared look



# Prune New Growth




Before needles emerge, prune by Pinching the succulent, green shoot to reduce the height for the growing season



# Pruning Evergreen Candles



Before



After



# Favorite Websites

Special Thanks to Vince Urbina for his pictures and information.

- **Dr. Ed Gillman**
  - <http://hort.ifas.ufl.edu/woody/>
- **OSU Landscape Plants**
  - <http://oregonstate.edu/dept/ldplants/>
- **Tree Browser from Utah State University – Extension Forestry**
  - <http://treebrowser.org>
- **Colorado State Extention**
  - [www.ext.colostate.edu/](http://www.ext.colostate.edu/)
- **Colorado Tree Coalition**
  - [www.coloradotrees.org](http://www.coloradotrees.org)